

# My Destination Wedding

## Timeline and Planning Guide

### 12-18 Months Ahead

- Determine your budget
- Decide on a location
- Decide theme and colors
- Choose your wedding party
- Estimate number of guests
- Take a trip to explore venues in person, if possible
- Reserve your venue
- Book your officiant
- Research florists, caterers, photographers, etc.
- Set up appointments for wedding dress fittings
- Send save-the-dates



### Notes

---

---

---

---



Brought to you by  
CarolinaDesigns.com

Your OBX Destination  
Wedding Specialists

# My Destination Wedding

## *Timeline and Planning Guide*

### 9-12 Months Ahead

- Select bridal party wear
- Reserve florists, caterers, photographers, etc.
- Research accomodation options for guests
- Create your gift registry
- Determine location and budget for honeymoon
- Build a wedding website with the key information
- Shop for rings




### Notes

---

---

---

---



Brought to you by  
CarolinaDesigns.com

Your OBX Destination  
Wedding Specialists

# My Destination Wedding

## Timeline and Planning Guide

### 6-12 Months Ahead

- Get bridesmaids dresses and order groomsmen attire
- Book your honeymoon
- Meet with the officiant, discuss details about the ceremony order
- If necessary, arrange day-of transportation
- Start putting together a day-of timeline
- Choose cake style and schedule tastings
- Reserve chairs, linens, tables, lighting, dance floor, etc. that you may need
- Obtain any required permits
- Order invitations - ask guests to RSVP a minimum of one month prior to wedding day



### Notes

---

---

---

---



Brought to you by  
CarolinaDesigns.com

Your OBX Destination  
Wedding Specialists

# My Destination Wedding

## *Timeline and Planning Guide*

### 3-6 Months Ahead

- Book secondary locations or additional venues
- Finalize guest list
- Arrange welcome baskets for out of town guests if desired
- Finalize and order flower arrangements and decor
- Choose your music, including first dances and "must play" and "do not play" lists
- Select and order cake




### Notes

---

---

---

---



Brought to you by  
[CarolinaDesigns.com](http://CarolinaDesigns.com)


Your OBX Destination  
Wedding Specialists

# My Destination Wedding

## *Timeline and Planning Guide*

### 2-3 Months Ahead

- Finalize bar selections and menu with caterer
- Mail invitations
- Order wedding favors
- Choose who will make toasts
- Schedule your dress fittings
- Confirm all reservations and payments to vendors
- Choose seating arrangement
- Work on vows and ceremony order: readings, programs, music, etc.



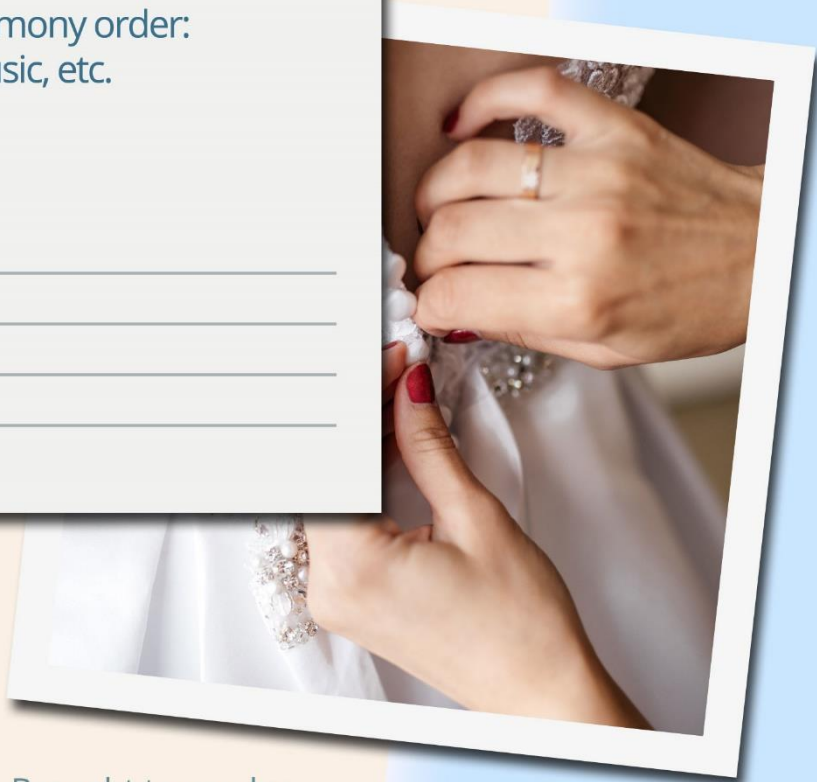
### Notes

---

---

---

---



Brought to you by  
CarolinaDesigns.com

Your OBX Destination  
Wedding Specialists

# My Destination Wedding

## *Timeline and Planning Guide*

### 1-2 Months Ahead

- Talk with photographer to discuss shots and locations
- Check all RSVPs and contact those you are unsure of
- Review details with officiant
- Apply for marriage license
- Schedule final fittings for wedding party
- Send wedding day timeline to vendors and confirm times and locations
- Decide on your something old, new, borrowed and blue
- Finalize printed material including menu cards, programs, signage, etc.



### Notes

---

---

---

---



Brought to you by  
CarolinaDesigns.com

Your OBX Destination  
Wedding Specialists

# My Destination Wedding

## Timeline and Planning Guide

### 1-4 Weeks Ahead

- Finalize seating arrangement
- Pick up marriage license
- Confirm honeymoon reservations
- Purchase bridesmaid and groomsmen gifts
- If you have new shoes,  
break them in before the big day
- Assemble welcome baskets
- Pick up your dress



### Notes

---

---

---

---



Brought to you by  
[CarolinaDesigns.com](http://CarolinaDesigns.com)

Your OBX Destination  
Wedding Specialists

# My Destination Wedding

## Timeline and Planning Guide

### 1 Week Ahead

- Final confirmation of timeline with vendors
- Choose who will be doing the small tasks on the wedding day and delegate
- Get checks written for vendors (and have tips ready)
- Send final guest list to caterer
- Pack for your honeymoon
- Prepare an emergency kit with items you may need in a pinch
- Deliver welcome baskets as guests arrive at their destination, or have them waiting for them
- Travel to your destination and get settled in, preferably at least a few days before your wedding to tackle any last-minute issues

### Notes

---

---

---

---



Brought to you by  
CarolinaDesigns.com

Your OBX Destination  
Wedding Specialists



# My Destination Wedding

## *Timeline and Planning Guide*

### The Day Before

- Attend the rehearsal
- Get a good night's sleep before the big day



### Notes

---

---

---

---



Brought to you by  
[CarolinaDesigns.com](http://CarolinaDesigns.com)

Your OBX Destination  
Wedding Specialists

# My Destination Wedding

## *Timeline and Planning Guide*

### The Big Day

- Try to get up early enough for a relaxed breakfast
- Get wedding rings to the the ring bearer
- Have a fantastic wedding!


### Notes

---

---

---

---



Brought to you by  
[CarolinaDesigns.com](http://CarolinaDesigns.com)

Your OBX Destination  
Wedding Specialists

# My Destination Wedding

## *Timeline and Planning Guide*

### The Day After

- Ensure taxes and all rentals are returned
- Get wedding dress to the cleaners and packaged for proper storage
- Send out thank you cards
- Update your website with a big thank you and some photos of the day
- Enjoy your honeymoon!



### Notes

---

---

---

---



Brought to you by  
[CarolinaDesigns.com](http://CarolinaDesigns.com)

Your OBX Destination  
Wedding Specialists